






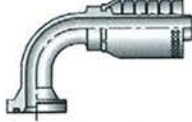



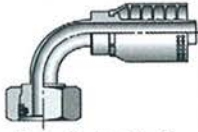



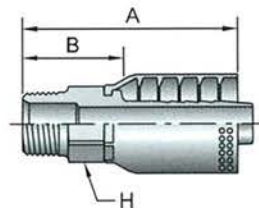
 <p>NPTF Pipe</p>	<p>10173 B-70</p>  <p>Male - Rigid</p>	 <p>JIC 37°</p>	<p>10673 B-70</p>  <p>Female - Swivel</p>	<p>13973 B-70</p>  <p>Female - Swivel 90° Elbow - Short</p>	 <p>Code 62 Flange</p>
<p>16A73 B-71</p>  <p>Flange</p>	<p>16F73 B-71</p>  <p>45° Elbow</p>	<p>16N73 B-71</p>  <p>90° Elbow</p>	 <p>DIN "S" Series</p>	<p>1C973 B-71</p>  <p>Female Metric S - Swivel</p>	<p>10C73 B-72</p>  <p>Female Metric S - Swivel</p>
<p>11C73 B-72</p>  <p>Female Metric S - Swivel</p>					

10173

Male NPTF Pipe - Rigid




#			A			B	
			inch	mm		inch	mm
10173-12-12	3/4x14	3/4	3.56	90	1-1/8	1.75	44
10173-16-16	1x11-1/2	1	3.94	100	1-3/8	2.00	51
10173-20-20-SM	1-1/4x11-1/2	1-1/4	4.92	125	(46)	2.43	62

Note: All sizes of 10173 fittings are rated at 5,000 psi working pressure.

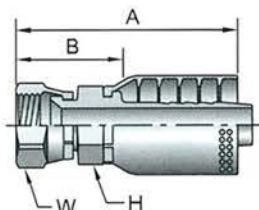


10673

Female JIC 37° - Swivel




#				A				B	
				inch	mm	H inch (mm)	W inch (mm)	inch	mm
10673-12-12	3/4	1-1/16x12	3/4	3.66	93	1-1/8	1-1/4	1.85	47
10673-16-16	1	1-5/16x12	1	4.03	102	1-3/8	1-1/2	2.09	53
10673-20-20-SMK	1-1/4	1-5/8x12	1-1/4	5.24	133	(46)	(50)	2.72	69

Note: All sizes of 10673 fittings are rated at 5,000 psi working pressure.

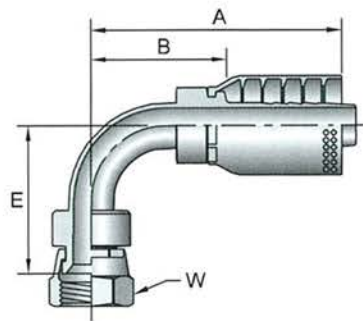


13973

Female JIC 37° - Swivel - 90° Elbow - Short Drop

#				A		E			B	
				inch	mm	inch	mm		inch	mm
13973-12-12K	3/4	1-1/6x12	3/4	4.12	105	2.44	62	1-1/4	2.31	59
13973-16-16K	1	1-5/16x12	1	4.74	120	2.91	74	1-1/2	2.79	71
13973-12-12K	1-1/4	1-5/8-12	1-1/4	5.94	151	3.35	85	2	3.45	88

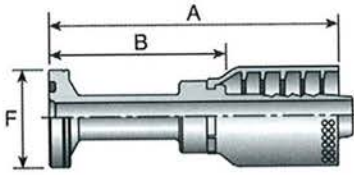
Note: All sizes of 13973 fittings are rated at 5,000 psi working pressure.



16A73

SAE Code 62 Flange Head

ISO 12151-3 - S - S

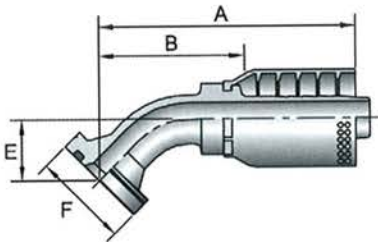


# Part Number	Flange inch	Hose I.D. inch	A		F inch	B	
			inch	mm		inch	mm
16A73-12-12	3/4	3/4	4.60	117	1-5/8	2.79	71
16A73-16-16	1	1	5.16	131	1-7/8	3.22	82
16A73-20-20	1-1/4	1-1/4	5.85	149	2-1/8	3.36	85

16F73

SAE Code 62 Flange Head - 45° Elbow

ISO 12151-3 - E45S - S (1 Piece: ISO 12151-3 - E45M - S)

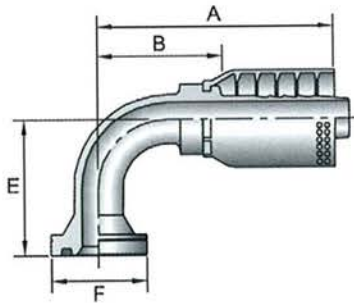


# Part Number	Flange inch	Hose I.D. inch	A		E		F inch	B	
			inch	mm	inch	mm		inch	mm
16F73-12-12	3/4	3/4	4.31	109	1.02	26	1-5/8	2.50	64
16F73-16-16	1	1	5.01	127	1.26	32	1-7/8	3.07	78
16F73-20-20	1-1/4	1-1/4	5.93	151	3.54	90	2-1/8	3.44	87

16N73

SAE Code 62 Flange Head - 90° Elbow

ISO 12151-3 - E90S - S (1 Piece: ISO 12151-3 - E90M - S)

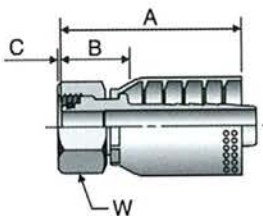


# Part Number	Flange inch	Hose I.D. inch	A		E		F inch	B	
			inch	mm	inch	mm		inch	mm
16N73-12-12	3/4	3/4	3.97	101	2.28	58	1-5/8	2.16	55
16N73-16-16	1	1	4.63	118	2.76	70	1-7/8	2.69	68
16N73-20-20	1-1/4	1-1/4	6.09	151	3.54	90	2-1/8	3.60	91

1C973

Female Metric S - Swivel - (24° Cone with O-Ring)

ISO 12151-2 - SWS

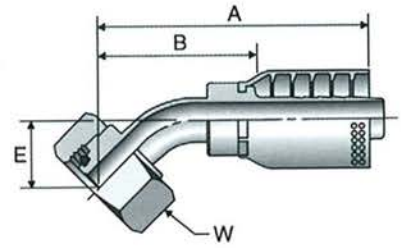


# Part Number	Thread mm	Hose I.D. inch	A		C		W mm	B		
			inch	mm	inch	mm		inch	mm	
1C973-20-12	20	M30x2	3/4	3.19	81	0.05	1.3	36	1.30	33
1C973-25-12	25	M36x2	3/4	3.15	80	0.09	2.3	46	1.26	32
1C973-25-16	25	M36x2	1	3.43	87	0.09	2.3	46	1.42	36
1C973-30-16	30	M42x2	1	3.43	87	0.19	4.8	50	1.42	36
1C973-30-20	30	M42x2	1-1/4	4.17	106	0.19	4.8	50	1.65	42
1C973-38-20	38	M52x2	1-1/4	4.02	102	0.23	5.8	60	1.38	35

10C73

Female Metric S - Swivel - 45° Elbow - (24° Cone with O-Ring)
 ISO 12151-2 - SWE45 - S

# Part Number	Thread		Hose I.D. inch	A		E		W mm	B	
	mm			inch	mm	inch	mm		inch	mm
10C73-20-12	20	M30x2	3/4	4.41	112	1.10	28	36	2.52	64
10C73-25-12	25	M36x2	3/4	4.45	113	1.14	29	46	2.56	65
10C73-30-16	30	M42x2	1	5.16	131	1.34	34	50	3.19	81



11C73

Female Metric S - Swivel - 90° Elbow - (24° Cone with O-Ring)
 ISO 12151-2 - SWE - S

# Part Number	Thread		Hose I.D. inch	A		E		W mm	B	
	mm			inch	mm	inch	mm		inch	mm
11C73-20-12	20	M30X2	3/4	3.98	101	2.24	57	36	2.09	53
11C73-25-12	25	M36X2	3/4	3.98	101	2.32	59	46	2.05	52
11C73-25-16	25	M36X2	1	4.80	122	2.76	70	46	2.80	71
11C73-30-16	30	M42X2	1	4.80	122	2.87	73	50	2.83	72
11C73-38-20	38	M52X2	1-1/4	5.94	151	3.07	78	60	3.43	87

